






-  **STANDARD EQUIPMENT**

  - Mouldboard model: SR30
  - Trashboard
  - Extension wing
  - Hydraulic cylinder with automated unit for turning
  - Support wheel (Ø 560x175)
  - Fork hinge cat. 2
  - Working width per body: 30, 35, 40 cm
  - **Protection by bolt**
  - Interbody distance: 850 mm
  - Under beam clearance: 730 mm
  - Front furrow adjustment

 **ABOVE-STANDARD EQUIPMENT**

  - Skimmer type S
  - Rolling coulter Ø 480
  - Knife coulter
  - Mechanical arm of soil compress
  - Additional plough body SKR Roto
  - Support wheel TR 315 (Ø 590x255)
  - Front furrow adjustment
  - Memory cylinder
  - Lightning

 **TECHNICAL SPECIFICATIONS**

Number of furrows		2+	2+1	3+	3+1	4+	4+1
 KG	kg	714	863	1 002	1 010	1 160	
	hp	60 - 80		70 - 90	90 - 120	90 -150	
	mm	120x120x10					

Plough weights without accessory. Photos have only illustrative character.