



## STANDARD EQUIPMENT

- Mouldboard model: KV09, LM35, LM40
- Trashboard
- Extension wing LM35, LM40
- Hydraulic cylinder with automated unit for turning
- Front furrow adjustment
- Support wheel AW 702 (Ø 710x265)
- Working width per body: 35, 41, 47 cm
- **Protection by shear bolt**
- Interbody distance: 1000 mm
- Under beam clearance: 800 - 820 mm
- Fork hinge (3+1) cat. 2
- Fork hinge (4+, 4+1, 5+1) cat. 3






## ABOVE-STANDARD EQUIPMENT

- Mouldboard KV28
- Slatted boards PS40
- Skimmer type S
- Skimmer type K
- Rolling coulter Spring Ø 480
- Sword landsides
- Knife coulter
- Extension wing KV09
- Mechanical arm of soil compress
- Transport wheel
- Memory cylinder
- Lightning



## TECHNICAL SPECIFICATIONS

Number of furrows		3+1	4+	4+1	5+1
 KG	kg	1 320	1 350	1 540	1 740
	hp	100 - 250		150 - 350	
	mm	140x140x10			

Plough weights without accessory. Photos have only illustrative character.