



STANDARD EQUIPMENT

- Mouldboard model: KV09, LM35, LM40
- Trashboard
- Extension wing LM35, LM40
- Fork hinge cat. 3
- Working width per body: 40 cm
- **Protection by shear bolt**
- Interbody distance: 1000 mm
- Under beam clearance: 800 - 820 mm
- Vacuum hydraulic accumulator






ABOVE-STANDARD EQUIPMENT

- Mouldboard KV28
- Slatted boards PS40
- Extension wing KV09
- Skimmer type K
- Rolling coulter Ø 480
- Sword landsides
- Knife coulter
- Additional plough body ArcoAgro NP On-Land
- Front supporting wheels
- Bushings for tractors K744
- Lightning



TECHNICAL SPECIFICATIONS

Number of furrows		7+2	7+3	7+4	8+4	9+4
 KG	kg	5 960	6 240	6 520	6 500	6 780
	hp	350 - 450		400 - 600		500 - 650
	mm	300x200x10				

Plough weights without accessory. Photos have only illustrative character.